

## Features

- Backlit LED Mirror
- One touch switch with dimmer and memory function
- Energy efficient LED lighting 6500K ,white color
- CRI 80+
- Includes Defogger , with push button
- MEANWELL brand LED driver ( 80W )
- Luminous : 4677LM

## Construction

- Aluminum frame
- Quality polished edge mirror
- Single field wire installation
- Constructed for surface mounting
- Includes installation hardware

## Codes/Standards Applicable

- SOHO Mirror is ETL certified to:
  - UL 962
  - CSA Standard C22.2 No. 250.0

## Dimensions

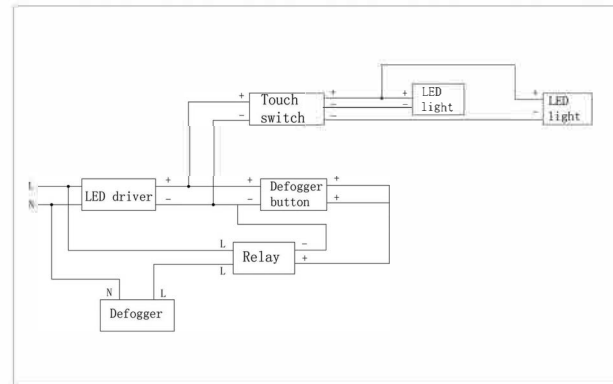
Height: 30" ( 913 mm )

Width: 40" ( 1016 mm )

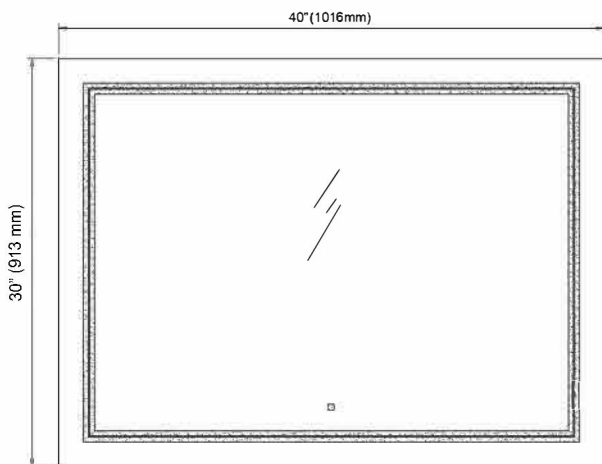
Depth: 1" ( 26 mm )

## Electrical System


- INPUT : 110-240V~ 0.85A 50/60Hz
- OUTPUT : max.13V
- Field Wire location as shown in drawing
- Circuit Diagram



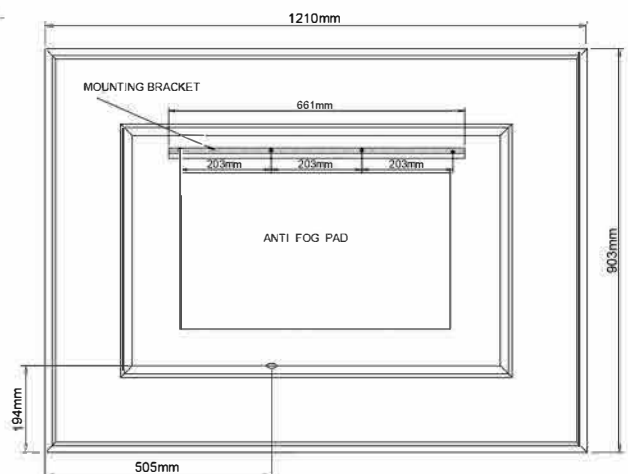
Circuit diagram



Front view



Side view



Back view for electrical knockout location